
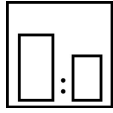



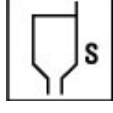

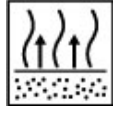


Intended use

Mipa P 44 is a multipurpose 1K pore filler to fill micro-pores especially on plastic substrates (GRP) as well as on body filler surfaces before applying filler. In addition, Mipa P 44 can be applied as absorption barrier on sanded through areas before filler application in order to counteract effectively later sagging or marking of edges of the sanded through areas. Furthermore, the risk of lifting in these areas is prevented, as less solvent of the subsequent coating can penetrate into the sanded-through areas. The reduced absorbency also reduces the amount of filler applied, which helps to cut costs and minimises the risk of an excessive filler application.

Spreading rate: --

Processing instructions

	Colour dark grey					
	Mixing ratio Hardener		by weight (lacquer : hardener)	by volume (lacquer : hardener)		
	--	--	--	--		
	Hardener for complete paintwork			for partial paintwork		
	--			--		
	Pot life					
	--					
	Thinner					
	--					
	Spray viscosity ready for use gravity spray gun			Airmix/Airless		
	--			--		
	Application mode Application mode	Hardener	pressure (bar)	nozzle (mm)	spray passes	Thinner
	wiping	--	--	--	--	--
	Flash-off time 15 min before filler application					
	Dry coat thickness					
	--					



Drying time

object
temperature

20 °C

60 °C

dust dry

set to
touch

ready for
assembly

sandable

recoatable

--

--

--

15 min

15 min

--

--

--

5 - 10 min

5 - 10 min

Note

Storage:

--

VOC Regulation :

--

Processing conditions:

from +10° C and up to 80 % relative air humidity. Ensure an adequate air ventilation.

Processing instructions:

The substrate must be clean, dry and free from grease.

Use only for filling micro-pores or for pre-treatment of sanded through Areas.

Fill deeper pores, holes and defects in advance with Mipa Polyester-Spachtel.

Use as pore filler on porous substrates (e.g. GRP), body filler surfaces and sanded-through areas in old paintwork:

Blow off the prepared substrates, putty surfaces and sanded through areas with compressed air to remove sanding residues from sanding grooves and pores.

Put a little amount of Mipa P 44 on clean, lint-free cloth or sponge and rub it evenly with high pressure into the surface to be treated. Take special care to ensure that the edges of sanded through areas, pores, grooves, etc. are well covered.

The application must be carried out quickly and in a very thin layer to prevent drying and excessive application of the Mipa P 44.

Rub off excess material immediately after application.

After an intermediate drying time of 15 minutes at 20 °C, filler materials can be applied directly without further pre-treatment.

If there is too much Mipa P 44 applied, an intermediate dry sanding with grit size P 400 - 500 can be carried out before applying the filler.