

CS UV Filler Spray

1K UV Filler Aerosol

:: CHARACTERISTIC

The CS UV Filler Spray is an UV drying 1K Filler Spray for minor repairs/spot repair. The Carsystem UV Filler Spray can significantly reduce the time required for the preparation process.

:: AREA OF APPLICATION



The filler is suitable for application on existing coatings (including thermoplastic acrylates), steel, aluminum, galvanized steel and polyester putty. Before application on plastic it is necessary to spray a suitable plastic primer.

:: PRODUCT DATA




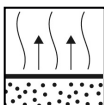

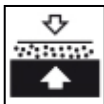
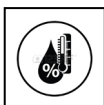
MATERIAL DATA



Form:	Aerosol
Colour:	Transparent/grey
VOC:	2004/42/IIIB (e) (840) < 840
Shelf life:	12 months in unopened original container at 20°C
Density:	1.0 g/cm ³
Flashpoint:	< 0°C
Efficiency:	525 m ² /l at 1µm dry film thickness

:: PROCESSING

Preparation		
	Cleaning	Before sanding, thoroughly clean the surface with CS Silicon Remover Mild/Water. The surface should be dry, clean, grease-free and completely free from impurities. After finishing the sanding process, thoroughly clean the surface again with CS Silicone Remover Mild/Water.
	Sanding	Pre-grinding: P240 - P280 Final sanding step: P320



MIXING RATIO		
	Filler UV	The Filler UV is ready to use
APPLICATION		
	Shake up	Shake well before use for 30 seconds
	Processing	2 Layers
		Apply one layer over the complete sanded area. Afterwards apply a second layer within the previous layer. Allow each layer to flash-off completely. This contributes to achieve a higher layer thickness. Do not use any drying accelerators. The flash-off time depends on the ambient temperature, applied layer thickness and air condition.
	Flash-off	Between the layers
		2 minutes at 20°C
	Pot life	Before UV-radiation
		5 minutes at 20°C
	Dry coat thickness	With recommended processing 2 layers 60 - 80 µm
	Process conditions	Temperature > 15°C relative humidity up to 75%

FURTHER PROCESSING		
	Using a 400 watt UV-lamp (Usage of the UV equipment according to Manufacturers recommendations)	5 minutes under UV exposure + 3 minutes up to the reach of the full light output
	Using the CS UV-LED lamp (Usage of the UV equipment according to Manufacturers recommendations)	5 minutes under UV-LED exposure
	Sanding	Pre sanding P360 - P400 Observe maximum sanding steps of 100 grit or less between the single sanding steps.
		Final sanding with P500

Further processing:

Before applying the topcoat, remove any surface contamination using an appropriate surface cleaner.

Can be painted with all conventional base coats, waterbased coats, uni-coats and clear coats.

:: NOTES

For drying of UV-Filler place the UV-lamp with a distance of 30-40 cm.

**There is no danger of overexposure at a smaller distance. However, the exposure time should not exceed 15 minutes.*

If two small repair areas are close to each other and the exposure area of the UV lamp is too small to dry both locations at the same time, ensure that the UV lamp does not exposure only one part. A partial exposure can cause wrinkling.

Two ways are possible:

1. Dry the repair points at a small distance, ensuring that only one part will be exposed at the same time.
2. At first move the UV-lamp slowly over the surface, then finally expose the repair parts with UV radiation individually according to the standard recommendation.

The drying rate is influenced by the following factors:

- o Intensity of the lamp and UV spectrum
- o Life-time of the illuminant
- o Applied layer thickness

This product is only intended for drying by UV-A light.

Drying by solar radiation is not recommended.

:: SAFETY ISSUES

The before mentioned technical data and information, especially the recommendations for applying and using our products, are based on our current knowledge and experience when applied under normal conditions. In practice, the materials, surfaces or site conditions are so different that no warranty regarding the working results or liability, arising out of any relationship, can be inferred neither from this information nor from a verbal consultation, except we are charged with intent or gross negligence. In this case the user is obliged to prove that he has informed us about all points required for a proper and promising judgement in writing, in time and completely. Patent rights of any third party are to be observed.

Furthermore, our general sales and delivery Terms and Conditions and the latest Technical Data Sheet, which should be demanded, apply.

Directions for handling and waste disposal are in our Material Safety Data Sheet and the specifications of the Employers Liability Insurance Association for the chemical industry.

Copyright VOSSCHEMIE